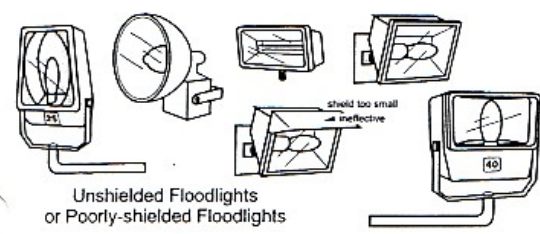
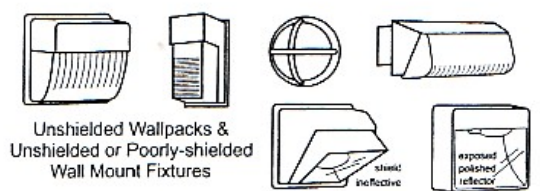
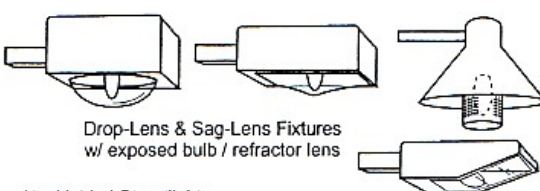

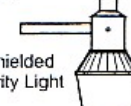
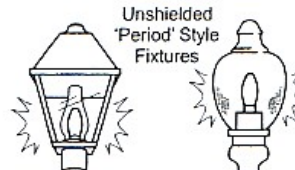


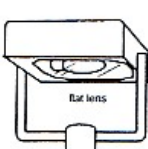
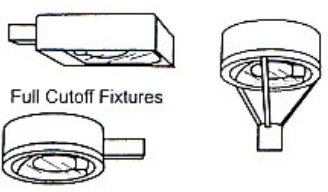
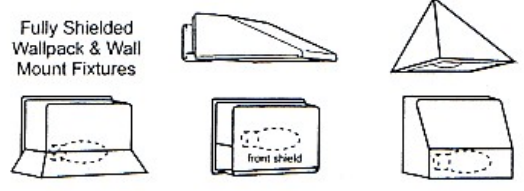
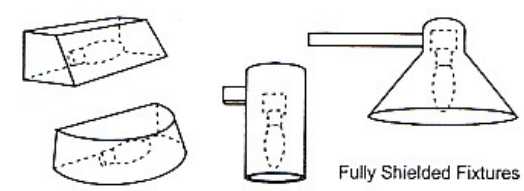




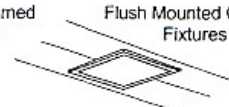


- 12.15 **Outdoor Lighting in Residential Districts.** Nighttime darkness is a vanishing natural resource. Excessive or poorly designed outdoor lighting unnecessarily brightens the nighttime sky, emits objectionable illumination visible on other properties, poses a safety risk to pedestrians and drivers, disturbs natural habitats, and is not in keeping with the rural character of the Town. The purpose of these regulations is to permit reasonable illumination of outdoor areas during their active use, while reducing negative impacts.
- 12.15.1 All exterior lighting shall be shielded and aimed so that the lamps (bulbs) or other light sources cannot be seen from beyond the property served. No exterior lighting may be used in a manner that produces a bloom or a direct glare visible beyond the property served. These requirements can be met by using “Dark-Sky Friendly” exterior light fixtures approved by the International Dark-Sky Association, or fixtures similar to the “Fixtures that do meet the requirements of 12.15.1” in the chart in 12.15.10.
- 12.15.2 Nighttime outdoor activities may be illuminated only during periods when the activities are underway.
- 12.15.3 Decorative lighting of trees, other vegetation, ponds, land forms, steeples, structures, and other property features is prohibited. (See traditional-holiday exception, 12.15.8.) American flags and their flagpoles may be illuminated; no flagpole may be illuminated when its flag is not flying.
- 12.15.4 No light fixture may be aimed at the sky or toward any area, structure, or surface that is not situated on the property.
- 12.15.5 Security lighting is permitted only if it is directed toward the structures being protected, not away from them. This requirement can be met by wall-mounted fixtures only if the wall-mounted fixtures are aimed directly downward and properly shielded.
- 12.15.6 No exterior light source may be installed more than 15 feet above grade or more than 30 feet from the object or area that it is intended to illuminate.
- 12.15.7 Moving lights, lights producing varying intensities or changing colors, and search lights are prohibited.
- 12.15.8 Traditional decorative holiday lights may be operated temporarily, without a permit, between Thanksgiving and January 31.
- 12.15.9 **Non-binding guidelines and recommendations.** Residents are encouraged to use lamps (bulbs) of the lowest effective wattage, and to use sensor-activated fixtures wherever practicable. Studies have shown that most security lighting is of questionable value. Poorly aimed, excessively bright security lighting is self-defeating, because it creates deep shadows and blinding glare. Walkway lighting usually works better when it is mounted close to the ground and shielded rather than when it is mounted at the eyelevel of pedestrians. Turning off unnecessary exterior lighting reduces energy consumption and saves money. Keeping exterior lighting to a minimum is neighborly, and it helps to preserve the rural character of our town.

12.15.10 Lighting Fixture Chart.

Fixtures that do not meet the requirements of 12.15.1	Fixtures that do meet the requirements of 12.15.1
<p style="text-align: center;">Fixtures that produce glare and light trespass</p>  <p style="text-align: center;">Unshielded Floodlights or Poorly-shielded Floodlights</p>  <p style="text-align: center;">Unshielded Wallpacks & Unshielded or Poorly-shielded Wall Mount Fixtures</p>  <p style="text-align: center;">Drop-Lens & Sag-Lens Fixtures w/ exposed bulb / refractor lens</p> <p>Unshielded Streetlight</p>  <p>Unshielded Security Light</p>  <p>Unshielded 'Period' Style Fixtures</p>  <p>Unshielded PAR Floodlights</p>  <p>Drop-Lens Canopy Fixtures</p> 	<p style="text-align: center;">Fixtures that shield the light source to minimize glare and light trespass and to facilitate better vision at night</p>  <p>Flat lens</p>  <p>Full Cutoff Fixtures</p> <p>Fully Shielded Wallpack & Wall Mount Fixtures</p>  <p>Fully Shielded Fixtures</p>  <p>Full Cutoff Streetlight</p>  <p>Fully Shielded Security Light</p>  <p>Fully Shielded 'Period' Style Fixtures</p>  <p>Shielded / Properly-aimed PAR Floodlights</p>  <p>Flush Mounted Canopy Fixtures</p> 

Lighting Fixture Chart source: "Notice Regarding Town of Branford, Connecticut Planning & Zoning Commission Outdoor Lighting Regulations," 2002.

- 4.3.8 UNILLUMINATED tennis, basketball, and other outdoor sports courts.
- 5.3.6 UNILLUMINATED tennis, basketball, and other outdoor sports courts.
- 6.3.6 UNILLUMINATED tennis, basketball, and other outdoor sports courts.
- 7.3.18 UNILLUMINATED tennis, basketball, and other outdoor sports courts.
- 8.3.19 UNILLUMINATED tennis, basketball, and other outdoor sports courts.
- 9.3.6 UNILLUMINATED tennis, basketball, and other outdoor sports courts.
- 10.3.5 UNILLUMINATED tennis, basketball, and other outdoor sports courts

14.2. **Sketch Plans.**

- e. Location and description of all exterior lighting fixtures. (See 12.15)

14.3 **Site Plans**

- l. Location and description of all exterior lighting fixtures. (See 12.15)

- 16.3.4 The LAMP (BULB) OR OTHER light source of an illuminated sign shall be SHIELDED AND POSITIONED so as not to be VISIBLE BEYOND THE PREMISES OR ON ANY RIGHT OF WAY. ANY FIXTURE ILLUMINATING A SIGN MUST BE INSTALLED AT THE TOP OF THE SIGN AND DIRECTED DOWNWARD, TOWARD THE SURFACE OF THE SIGN. SIGNS MAY NOT BE ILLUMINATED BY FIXTURES INSTALLED ANYWHERE EXCEPT ON THE SIGNS THEMSELVES. NO SIGN MAY BE ILLUMINATED AFTER 11:00 P.M. OR MORE THAN THIRTY MINUTES AFTER THE CLOSING OF THE BUSINESS SERVED, WHICHEVER IS LATER.